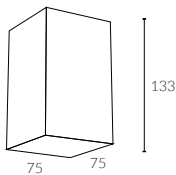


## Φ68 Engine Surface Fixed Light



Fixed Optic

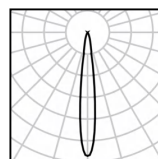


-  White Painted
-  Black Painted
-  Antique Bronze
-  Brushed Grey

<b>IP Rating:</b>	IP20 and IP44 options
<b>Optics:</b>	15°/24°/36°/50°
<b>UGR:</b>	<10
<b>CRI:</b>	98Ra
<b>Lifetime:</b>	>50,000 hrs (L70 B10)
<b>CCT:</b>	2700K/3000K/3500K/4000K/5000K/ 2000K-3000K/1800K-4000K/2700K-6000K

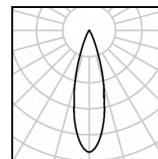
<b>Typical Source</b>	110
<b>Efficacy (lm/W):</b>	110
<b>Control:</b>	On/off, Mains Dim, 0/1-10V, Dali, Zigbee, Casambi
<b>Binning</b>	2 Step MacAdams
<b>Input:</b>	AC220-240V 50/60Hz
<b>Output:</b>	DC 36V 200mA 8W DC 36V 250mA 10W DC 36V 300mA 12W

<b>Ambient temp:</b>	-20 C to 45 C
<b>Class:</b>	II
<b>Optional accessories:</b>	Honeycomb louvre, Solite Lense, Spread Lense, Colour Filter
<b>Material:</b>	Fine aluminium 6063A



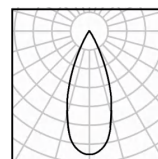
12W Ra98 3000K 15°

h(m)	E(lx)	D(m)
0.5	10897	0.17
1.0	2724	0.33
1.5	1211	0.50
2.0	681	0.66
2.5	436	0.83
3.0	303	0.99



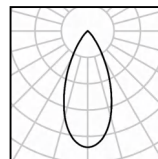
12W Ra98 3000K 24°

h(m)	E(lx)	D(m)
0.5	8621	0.20
1.0	2155	0.41
1.5	958	0.61
2.0	539	0.81
2.5	345	1.02
3.0	239	1.22




12W Ra98 3000K 36°

h(m)	E(lx)	D(m)
0.5	4792	0.28
1.0	1198	0.55
1.5	532	0.83
2.0	300	1.10
2.5	192	1.38
3.0	133	1.65




12W Ra98 3000K 50°


h(m)	E(lx)	D(m)
0.5	1608	0.47
1.0	402	0.93
1.5	179	1.40
2.0	100	1.87
2.5	64	2.33
3.0	45	2.80



W system	lm system	optics	code
8W	487	15°	SFQE6808W-30N15-B
8W	503	24°	SFQE6808W-30N24-B
8W	492	36°	SFQE6808W-30N36-B
8W	427	50°	SFQE6808W-30N50-B



W system	lm system	optics	code
10W	553	15°	SFQE6810W-30N15-B
10W	575	24°	SFQE6810W-30N24-B
10W	565	36°	SFQE6810W-30N36-B
10W	485	50°	SFQE6810W-30N50-B



W system	lm system	optics	code
12W	635	15°	SFQE6812W-30N15-B
12W	773	24°	SFQE6812W-30N24-B
12W	763	36°	SFQE6812W-30N36-B
12W	655	50°	SFQE6812W-30N50-B