




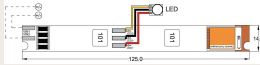


DRIVERS

DuraGreen supplies a wide range of professional LED drivers under the DuraGreen brand, as well as the most famous international LED driver brands for any type of lighting project. The options are limitless, all with a 5-year warranty.



48V CV built-in Driver						
	MT-100-800-D1N1	MT-100-400-D1A1 / MT-350-700-D1A1	MT-100-400-D1D / MT-350-700-D1D	MT-100-250-D2D1 / MT-300-450-D2D1 / MT-500-650-D2D1	SRP-ZG9105-MT -48CCT	EC01
Brand	LTECH	LTECH	LTECH	LTECH	DURAGREEN	LED BY DESIGN
Dimmable	no	0/1-10V	DALI DT6	DALI DT8	ZIGBEE 1CH / 2CH	CASAMBI 1CH / 2CH
Output Current (mA)	100mA - 800mA	100mA - 400mA / 350mA - 700mA	100mA - 400mA / 350mA - 700mA	100mA - 200mA / 300mA - 450mA / 500mA - 650mA	100mA - 700mA	100mA - 700mA
Output Voltage (V)	9-46V	10-42V	9-42V	9-42V	6-42V	4-36V
LED Power (W)	0.9 - 36.8 W	1 - 16.8 W/ 3.5W-29.4W	1 ÷ 16.8 W/ 3.5W-29.4W	0.9W-11.25W / 2.7W-18.9W/ 4.5W-25.35W	0.6W-29.4W	1-25W