











DRIVERS

DuraGreen supplies a wide range of professional LED drivers under the DuraGreen brand, as well as the most famous international LED driver brands for any type of lighting project. The options are limitless, all with a 5-year warranty.










| | | | | | | | | | | |
|------------------------------|--|--|--|---|--|--|--|--|--|--|
| 150mA 36V LED Driver |  click here for spec |  click here for spec |  click here for spec |  click here for spec |  click here for spec |  click here for spec |  click here for spec |  click here for spec |  click here for spec |  click here for spec |
| | XGL007C0250 SLEW-A7-12 | SE-12-100-400 -GIT | SE-12-100-400 -W1A | SE-12-100-400 -W1DS | SE-12-100-450 -W2D | GC2896 | GC6888-0/1-10V | GC6888-DALI | SRP-ZG9105N -15CCT100-700 | OT Wi 18/220-240 /1A0 NFC CA LP I |
| Brand | DuraGreen | Ltech | Ltech | Ltech | Ltech | DuraGreen | DuraGreen | DuraGreen | DuraGreen | Osram |
| Dimmable | no | Triac | 0/1-10V | DALI DT6 | DALI DT8 | Triac | 0/1-10V | DALI DT6 | Zigbee 2CH | Casambi |
| Output Current (mA) | 150mA | 150mA | 150mA | 150mA | 150mA | 150mA | 150mA | 150mA | 150mA | 150mA |
| Output Voltage (V) | 25-40V | 9-42V | 9-42V | 9-42V | 9-42V | 9-42V | 9-42V | 9-42V | 6-42V | 10-54V |
| LED Power (W) | 5.4W | 5.4W | 5.4W | 5.4W | 5.4W | 5.4W | 5.4W | 5.4W | 5.4W | 5.4W |
| System Power | 6W | 7W | 7W | 7W | 7W | 7W | 7W | 7W | 7W | 7W |
| Dimensions L x W x H (mm) | 80x40x22 | 111x35x20 | 135x30x20 | 135x30x20 | 111x35x20 | 128x29x20 | 128x29x20 | 128x29x20 | 135x35x20 | 150x43x22 |

note: recommend using 150mA for dimmable products rated at 8W, such as MF45, AFL45, AFL50

DRIVERS

DuraGreen supplies a wide range of professional LED drivers under the DuraGreen brand, as well as the most famous international LED driver brands for any type of lighting project. The options are limitless, all with a 5-year warranty.













| | | | | | | | | | | |
|------------------------------|--|--|--|---|--|--|--|--|--|--|
| 200mA 36V LED Driver |  click here for spec |  click here for spec |  click here for spec |  click here for spec |  click here for spec |  click here for spec |  click here for spec |  click here for spec |  click here for spec |  click here for spec |
| | XGL007C0250 SLEW-A7-12 | SE-12-100-400 -G1T | SE-12-100-400 -W1A | SE-12-100-400 -W1DS | SE-12-100-450 -W2D | GC2896 | GC6888-0/1-10V | GC6888-DALI | SRP-ZG9105N -15CCT100-700 | OT Wi 18/220-240 /1A0 NFC CA LP I |
| Brand | DuraGreen | Ltech | Ltech | Ltech | Ltech | DuraGreen | DuraGreen | DuraGreen | DuraGreen | Osram |
| Dimmable | no | Triac | 0/1-10V | DALI DT6 | DALI DT8 | Triac | 0/1-10V | DALI DT6 | Zigbee 2CH | Casambi |
| Output Current (mA) | 200mA | 200mA | 200mA | 200mA | 200mA | 200mA | 200mA | 200mA | 200mA | 200mA |
| Output Voltage (V) | 25-40V | 9-42V | 9-42V | 9-42V | 9-42V | 9-42V | 9-42V | 9-42V | 6-42V | 10-54V |
| LED Power (W) | 7.2W | 7.2W | 7.2W | 7.2W | 7.2W | 7.2W | 7.2W | 7.2W | 7.2W | 7.2W |
| System Power | 8W | 9W | 9W | 9W | 9W | 9W | 9W | 9W | 9W | 9W |
| Dimensions L x W x H (mm) | 80x40x22 | 111x35x20 | 135x30x20 | 135x30x20 | 111x35x20 | 128x29x20 | 128x29x20 | 128x29x20 | 135x35x20 | 150x43x22 |

note: recommend using 200mA for dimmable products rated at 10W, such as MF55, AFL55, AFL60, and AFL57

DRIVERS

DuraGreen supplies a wide range of professional LED drivers under the DuraGreen brand, as well as the most famous international LED driver brands for any type of lighting project. The options are limitless, all with a 5-year warranty.



| | | | | | | | | | | |
|------------------------------|--|--|--|---|--|--|--|--|--|--|
| 250mA 36V LED Driver |  click here for spec |  click here for spec |  click here for spec |  click here for spec |  click here for spec |  click here for spec |  click here for spec |  click here for spec |  click here for spec |  click here for spec |
| | XGL007C0250 SLEW-A7-12 | SE-12-100-400 -GIT | SE-12-100-400 -W1A | SE-12-100-400 -W1DS | SE-12-100-450 -W2D | GC2896 | GC6888-0/1-10V | GC6888-DALI | SRP-ZG9105N -15CCT100-700 | OT Wi 18/220-240 /1A0 NFC CA LP I |
| Brand | DuraGreen | Ltech | Ltech | Ltech | Ltech | DuraGreen | DuraGreen | DuraGreen | DuraGreen | Osram |
| Dimmable | no | Triac | 0/1-10V | DALI DT6 | DALI DT8 | Triac | 0/1-10V | DALI DT6 | Zigbee 2CH | Casambi |
| Output Current (mA) | 250mA | 250mA | 250mA | 250mA | 250mA | 250mA | 250mA | 250mA | 250mA | 250mA |
| Output Voltage (V) | 25-40V | 9-42V | 9-42V | 9-42V | 9-42V | 9-42V | 9-42V | 9-42V | 6-42V | 10-54V |
| LED Power (W) | 9W | 9W | 9W | 9W | 9W | 9W | 9W | 9W | 9W | 9W |
| System Power | 10W | 11W | 11W | 11W | 11W | 11W | 11W | 11W | 11W | 11W |
| Dimensions L x W x H (mm) | 80x40x22 | 111x35x20 | 135x30x20 | 135x30x20 | 111x35x20 | 128x29x20 | 128x29x20 | 128x29x20 | 135x35x20 | 150x43x22 |

note: recommend using 200mA for dimmable products rated at 10W, such as MF55, AFL55, AFL60, and AFL57