











DRIVERS

DuraGreen supplies a wide range of professional LED drivers under the DuraGreen brand, as well as the most famous international LED driver brands for any type of lighting project. The options are limitless, all with a 5-year warranty.













250mA 36V LED Driver	 click here for spec	 click here for spec	 click here for spec	 click here for spec	 click here for spec	 click here for spec	 click here for spec	 click here for spec	 click here for spec	 click here for spec
	XGL007C0250 SLEW-A7-12	SE-12-100-400 -GIT	SE-12-100-400 -W1A	SE-12-100-400 -W1DS	SE-12-100-450 -W2D	GC2896	GC6888-0/1-10V	GC6888-DALI	SRP-ZG9105N -15CCT100-700	OT Wi 18/220-240 /1A0 NFC CA LP I
Brand	DuraGreen	Ltech	Ltech	Ltech	Ltech	DuraGreen	DuraGreen	DuraGreen	DuraGreen	Osram
Dimmable	no	Triac	0/1-10V	DALI DT6	DALI DT8	Triac	0/1-10V	DALI DT6	Zigbee 2CH	Casambi
Output Current (mA)	250mA	250mA	250mA	250mA	250mA	250mA	250mA	250mA	250mA	250mA
Output Voltage (V)	25-40V	9-42V	9-42V	9-42V	9-42V	9-42V	9-42V	9-42V	6-42V	10-54V
LED Power (W)	9W	9W	9W	9W	9W	9W	9W	9W	9W	9W
System Power	10W	11W	11W	11W	11W	11W	11W	11W	11W	11W
Dimensions L x W x H (mm)	80x40x22	111x35x20	135x30x20	135x30x20	111x35x20	128x29x20	128x29x20	128x29x20	135x35x20	150x43x22

note: recommend using 200mA for dimmable products rated at 10W, such as MF55, AFL55, AFL60, and AFL57

DRIVERS

DuraGreen supplies a wide range of professional LED drivers under the DuraGreen brand, as well as the most famous international LED driver brands for any type of lighting project. The options are limitless, all with a 5-year warranty.












300mA 36V LED Driver	 click here for spec	 click here for spec	 click here for spec	 click here for spec	 click here for spec	 click here for spec	 click here for spec	 click here for spec	 click here for spec	 click here for spec
	XGL015C0350 SLEW-A7-12	SE-12-100-400 -GIT	SE-12-100-400 -W1A	SE-12-100-400 -W1DS	SE-12-100-450 -W2D	GC2896	GC6888-0/1-10V	GC6888-DALI	SRP-ZG9105N -15CCT100-700	OT Wi 18/220-240 /1A0 NFC CA LP I
Brand	DuraGreen	Ltech	Ltech	Ltech	Ltech	DuraGreen	DuraGreen	DuraGreen	DuraGreen	Osram
Dimmable	no	Triac	0/1-10V	DALI DT6	DALI DT8	Triac	0/1-10V	DALI DT6	Zigbee 2CH	Casambi
Output Current (mA)	300mA	300mA	300mA	300mA	300mA	300mA	300mA	300mA	300mA	300mA
Output Voltage (V)	25-40V	9-42V	9-42V	9-42V	9-42V	9-42V	9-42V	9-42V	6-42V	10-54V
LED Power (W)	10.8W	10.8W	10.8W	10.8W	10.8W	10.8W	10.8W	10.8W	10.8W	10.8W
System Power	12W	13W	13W	13W	13W	13W	13W	13W	13W	13W
Dimensions L x W x H (mm)	80x40x22	111x35x20	135x30x20	135x30x20	111x35x20	128x29x20	128x29x20	128x29x20	135x35x20	150x43x22

DRIVERS

DuraGreen supplies a wide range of professional LED drivers under the DuraGreen brand, as well as the most famous international LED driver brands for any type of lighting project. The options are limitless, all with a 5-year warranty.



350mA 36V LED Driver	 click here for spec	 click here for spec	 click here for spec	 click here for spec	 click here for spec	 click here for spec	 click here for spec	 click here for spec	 click here for spec	 click here for spec
	XGL015C0350 SLEW-A7-12	127570	SRP-2305N- 15CC100-700	SRP-2309N- 15CCT100-700	SE-30-150-900 -GIT	SE-30-200- 800-W1A	125403	SE-30-200-800 -W2D	SRP-ZG9105N -15CCT100-700	OT Wi 18/220-240 /IAO NFC CA LP I
Brand	DuraGreen	TCI	DuraGreen	DuraGreen	Ltech	Ltech	TCI	Ltech	DuraGreen	Osram
Dimmable	no	no	DALI DT6	DALI DT8	Triac	0/1-10V	DALI DT6	DALI DT8	Zigbee 2CH	Casambi
Output Current (mA)	350mA	350mA	350mA	350mA	350mA	350mA	340mA	350mA	350mA	350mA
Output Voltage (V)	25-40V	10-44V	6-42V	6-42V	9-42V	9-42V	9-42V	9-42V	6-42V	10-54V
LED Power (W)	12.6W	12.6W	12.6W	12.6W	12.6W	12.6W	12.6W	12.6W	12.6W	12.6W
System Power	15W	15W	15W	15W	15W	15W	15W	15W	15W	15W
Dimensions L x W x H (mm)	80x40x22	146.5x43.5x22	135x35x20	135x35x20	135x30x20	142x40x23	108x52x22	142x40x23	135x35x20	150x43x22