



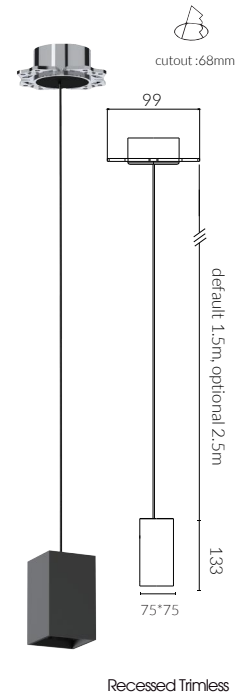
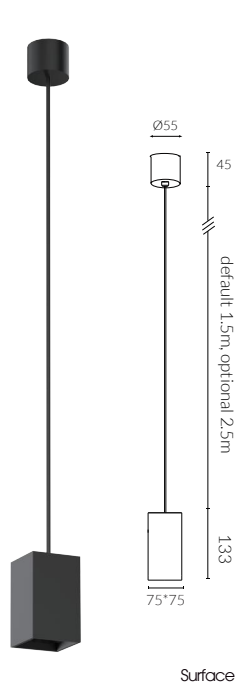
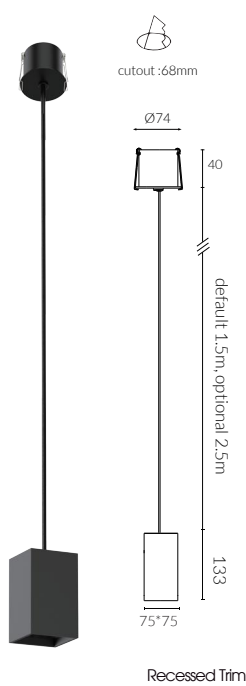


# ACME

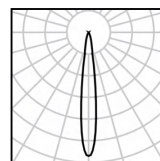
## Φ68 Engine Pendant

-  White Painted
-  Black Painted
-  Antique Bronze
-  Brushed Grey



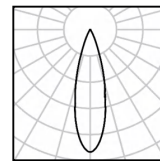
**IP Rating:** IP20 and IP44 options  
**Optics:** 15°/24°/36°/50°  
**UGR:** <10  
**CRI:** 98Ra  
**Lifetime:** >50,000 hrs (L70 B10)  
**CCT:** 2700K/3000K/3500K/4000K/5000K/  
 2000K-3000K/1800K-4000K/2700K-6000K

**Typical Source**  
**Efficacy (lm/W):** 110  
**Control:** On/off, Mains Dim, 0/1-10V, Dali, Zigbee, Casambi  
**Binning** 2 Step MacAdams  
**Input:** AC220-240V 50/60Hz  
**Output:** DC 36V 250mA 10W  
 DC 36V 300mA 12W  
**Ambient temp:** -20 °C to 45 °C  
**Class:** II  
**Optional accessories:** Honeycomb louvre, Solite Lense, Spread Lense,  
 Colour Filter  
**Material:** Fine aluminium 6063A



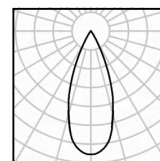
12W Ra98 3000K 15°

h(m)	E(lx)	D(m)
0.5	10897	0.17
1.0	2724	0.33
1.5	1211	0.50
2.0	681	0.66
2.5	436	0.83
3.0	303	0.99



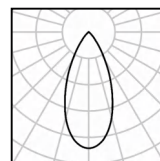
12W Ra98 3000K 24°

h(m)	E(lx)	D(m)
0.5	8621	0.20
1.0	2155	0.41
1.5	958	0.61
2.0	539	0.81
2.5	345	1.02
3.0	239	1.22



12W Ra98 3000K 36°

h(m)	E(lx)	D(m)
0.5	4792	0.28
1.0	1198	0.55
1.5	532	0.83
2.0	300	1.10
2.5	192	1.38
3.0	133	1.65




12W Ra98 3000K 50°


h(m)	E(lx)	D(m)
0.5	1608	0.47
1.0	402	0.93
1.5	179	1.40
2.0	100	1.87
2.5	64	2.33
3.0	45	2.80



W system	lm system	optics	code
12W	717	15°	RTPQE6812W-30N15-B
12W	760	24°	RTPQE6812W-30N24-B
12W	750	36°	RTPQE6812W-30N36-B
12W	640	50°	RTPQE6812W-30N50-B



W system	lm system	optics	code
12W	717	15°	TLPQE6812W-30N15-B
12W	760	24°	TLPQE6812W-30N24-B
12W	750	36°	TLPQE6812W-30N36-B
12W	640	50°	TLPQE6812W-30N50-B



W system	lm system	optics	code
12W	717	15°	STPQE6812W-30N15-B
12W	760	24°	STPQE6812W-30N24-B
12W	750	36°	STPQE6812W-30N36-B
12W	640	50°	STPQE6812W-30N50-B