

CC0-10V0945V350MA

Summary

CC0-10V0945V350MA is a constant current output mode LED driver. The output current can be easily set via DIP switch, and the driver can be adjusted by the external 0/1-10VDC active signal, PWM signal , or adjustable resistance to achieve the smooth dimming effect.

Product Features

- Single channel output, output current level selectable by DIP S.W.
- Support 3-in-1 dimming mode[0/1-10V active signal, adjustable resistance, PWM]
- High input voltage of 220VAC ~ 240VAC
- High efficiency up to 75%
- 100% output when no dimming signal input, can be used as normal power supply
- Dimming effect smooth, no flicker
- Protections: Short circuit, over load, over temperature
- Suitable for indoor LED lighting application, such as down light, spot light, and so on



Application



Downlight



Panel Light



Spotlight



Ceiling Light



Decorative Light



Floor Light

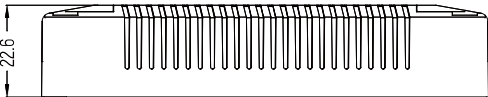
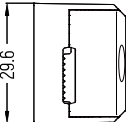
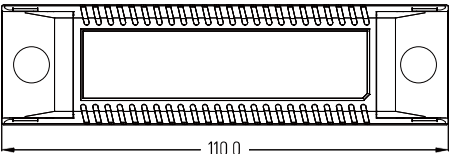


Flood Light

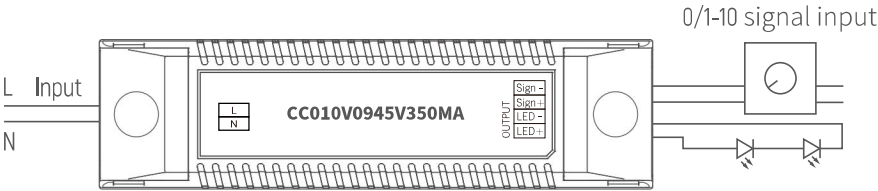
Technical Paramaters

Model	CC010V0945V350MA																																																												
Input	Efficiency	75%@230VAC,Full load																																																											
	Voltage	220VAC-240VAC																																																											
	Frequency Range(Hz)	50/60Hz																																																											
	Power Factor	>0.5@230VAC,Full load																																																											
	AC Current(max)	0.12Amax@230VAC																																																											
	Inrush Current(max)	Cold start,18A(twidth=14us measured at 50% Ipeak)@230VAC																																																											
Output	Current(mA)/Voltage (VDC) Power(W)	120mA/9-42VDC/5.04W 240mA/9-41VDC/9.84W	150mA/9-42VDC/6.3W 270mA/9-37VDC/9.99W	180mA/9-42VDC/7.56W 300mA/9-33VDC/9.99W	200mA/9-42VDC/8.4W 350mA/9-28VDC/9.8W																																																								
	Ripple Current	<3%	<div>Current Selection Table</div> <table><tr><td><input type="checkbox"/></td><td><input type="checkbox"/></td><td><input type="checkbox"/></td><td><input type="checkbox"/></td><td><input type="checkbox"/></td><td><input type="checkbox"/></td><td><input type="checkbox"/></td><td><input type="checkbox"/></td><td><input type="checkbox"/></td><td><input type="checkbox"/></td><td><input type="checkbox"/></td></tr><tr><td>ON</td><td>OFF</td><td>1</td><td>2</td><td>3</td><td></td><td></td><td></td><td></td><td></td><td></td></tr><tr><td></td><td></td><td>120mA</td><td>150mA</td><td>180mA</td><td>200mA</td><td>240mA</td><td>270mA</td><td>300mA</td><td>350mA</td><td></td></tr><tr><td></td><td></td><td>9-42VDC</td><td>9-42VDC</td><td>9-42VDC</td><td>9-42VDC</td><td>9-41VDC</td><td>9-37VDC</td><td>9-33VDC</td><td>9-28VDC</td><td></td></tr><tr><td></td><td></td><td>±5%</td><td>±5%</td><td>±5%</td><td>0-+10%</td><td>-1%-+10%</td><td>-1%-+9%</td><td>-1%-+9%</td><td>-9%-+1%</td><td></td></tr></table> <div>Remark: Function default setting is: 120mA (@switch are all OFF state)</div>				<input type="checkbox"/>	<input type="checkbox"/>	<input type="checkbox"/>	<input type="checkbox"/>	<input type="checkbox"/>	<input type="checkbox"/>	<input type="checkbox"/>	<input type="checkbox"/>	<input type="checkbox"/>	<input type="checkbox"/>	<input type="checkbox"/>	ON	OFF	1	2	3									120mA	150mA	180mA	200mA	240mA	270mA	300mA	350mA				9-42VDC	9-42VDC	9-42VDC	9-42VDC	9-41VDC	9-37VDC	9-33VDC	9-28VDC				±5%	±5%	±5%	0-+10%	-1%-+10%	-1%-+9%	-1%-+9%	-9%-+1%	
	<input type="checkbox"/>	<input type="checkbox"/>					<input type="checkbox"/>	<input type="checkbox"/>	<input type="checkbox"/>	<input type="checkbox"/>	<input type="checkbox"/>	<input type="checkbox"/>	<input type="checkbox"/>	<input type="checkbox"/>	<input type="checkbox"/>																																														
	ON	OFF					1	2	3																																																				
							120mA	150mA	180mA	200mA	240mA	270mA	300mA	350mA																																															
							9-42VDC	9-42VDC	9-42VDC	9-42VDC	9-41VDC	9-37VDC	9-33VDC	9-28VDC																																															
			±5%	±5%	±5%	0-+10%	-1%-+10%	-1%-+9%	-1%-+9%	-9%-+1%																																																			
Channel	1																																																												
Current Tolerance	±5%																																																												
Standby Power	<1.5W																																																												
No load output voltage	50V Max																																																												
Function	Dimming Type	0/1-10V active signal, adjustable resistance, PWM																																																											
	Dimming Range	0.3%-100% Dimming to off																																																											
Protection	Short Circuit	after fault removed Close output ,the output current recovers automatically																																																											
	Over Load	When the output voltage is exceeded, the output current decreases and, recovers automatically when the load is reduced.																																																											
	Over Temperature	Shut down the output, recovers automatically when temp. back to normal.																																																											
Others	Working Temp.	-20℃~50℃																																																											
	Storage Temp., Humidity	-40℃~85℃, 20-90%RH																																																											
	tc	75℃																																																											
	Material	PC																																																											
	IP Rating	IP20																																																											
	Lifetime	30,000h@tc:70℃																																																											
	Warranty Condition	3 years																																																											
	Switch Cycle	>15,000 times																																																											
	Packing(weight)	Net weight: 90g±5%/PCS; 100PCS/Carton; 7kg±5%/Carton; Carton Size: 515*235*140mm(L*W*H)																																																											
	Dimension	110*30*22.6mm (L*W*H)																																																											

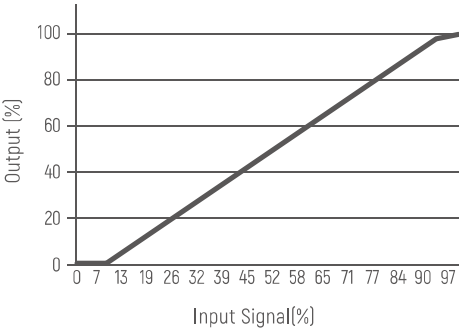
Dimension(mm)



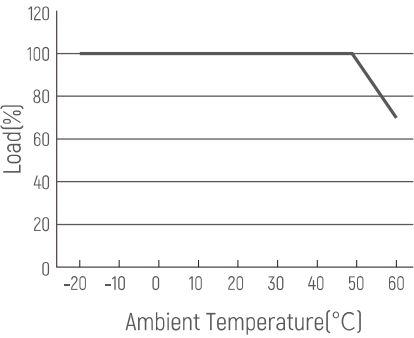
0/1-10V Wiring



Dimming Curve



Derating Curve



Cautions

- 1.This product should be installed by qualified personnel.
- 2.This product is non waterproof, need to avoid sun and rain.In case of outdoor use, please ensure it is mounted in a water proof enclosure.
- 3.Good heat dissipation conditions extend product life. Please install the product in a well-ventilated environment.
- 4.Please make sure LED power supply output voltage, current is used to meet the product requirements.
- 5.Please ensure that adequate sized cable is used from the controller to the LED lights to carry the current. Please also ensure that the cable is secured tightly in the connector.
- 6.Due to safety concerns, PVC or rubber cord of 0.75~ 1.5mm² is recommended for input and output terminal(s)(excluding signal terminals). Flat power cord is not suitable.Ensure all wire connections and polarities are correct before applying power to avoid any damages to the LED lights.
- 7.In case of malfunction, do not repair it yourself.

※ The contents of this manual are updated without prior notice. If the function of the product you are using is inconsistent with the instructions, the function of the product shall prevail.Please contact us if you have any questions .