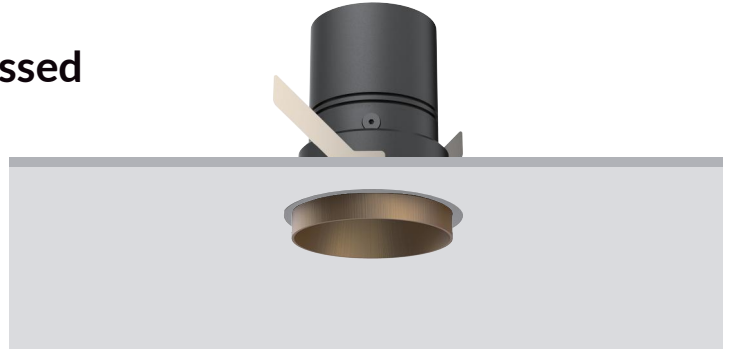


ACME SEMI

Φ57 Engine Semi-recessed Adjustable Round Downlight



cutout:57mm



Adjustable Optic



Standard



Black Painted
9005



White Painted
9016

Curated Finishes (MOQ 20 applies)



Polished Brass



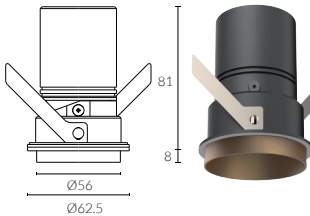
Black Nickel



Bright Chrome



Dark Brass



IP Rating:

Front IP44, optional IP65

Optics:

15°/24°/36°/50°

UGR:

< 10

CRI:

98Ra

Lifetime:

>50,000 hrs (L70 B10)

CCT:

2700K/3000K/3500K/4000K

1800-3000K(Warm Dim), 2700K - 6000K (Tunable White)

Typical Source

110

Efficacy (lm/W):

Control:

On/off, Mains Dim, 0/1-10V, Dali, Zigbee, Casambi

Binning

2 Step MacAdams

Input:

AC220-240V 50/60Hz

Output:

DC 36V 150mA 6W

DC 36V 200mA 8W

DC 36V 250mA 10W

Ambient temp:

-20 C to 45 C

Class:

II

Optional accessories:

Honeycomb louvre, Solite Lense, Spread Lense,

Colour Filter

Ceiling Thickness:

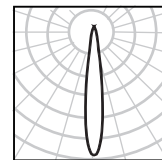
9mm-28mm

Material:

Fine aluminium 6063A

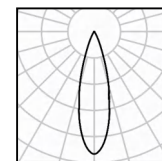
Fire resistance test:

60 minutes



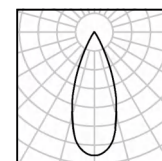
10W Ra98 3000K 15°

h(m)	E(lx)	D(m)
0.5	13172	0.14
1.0	3293	0.28
1.5	1464	0.42
2.0	823	0.56
2.5	527	0.70
3.0	366	0.84



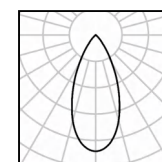
10W Ra98 3000K 24°

h(m)	E(lx)	D(m)
0.5	7091	0.21
1.0	1773	0.43
1.5	788	0.64
2.0	443	0.86
2.5	284	1.07
3.0	197	1.29



10W Ra98 3000K 36°

h(m)	E(lx)	D(m)
0.5	3820	0.31
1.0	955	0.63
1.5	424	0.94
2.0	239	1.25
2.5	153	1.57
3.0	106	1.88



10W Ra98 3000K 50°

h(m)	E(lx)	D(m)
0.5	1678	0.50
1.0	420	1.01
1.5	186	1.51
2.0	105	2.01
2.5	67	2.51
3.0	47	3.02



W system	lm system	optics	code
6W	450	15°	AFL5706W-M-30N15
6W	532	24°	AFL5706W-M-30N24
6W	523	36°	AFL5706W-M-30N36
6W	464	50°	AFL5706W-M-30N50



W system	lm system	optics	code
8W	582	15°	AFL5708W-M-30N15
8W	624	24°	AFL5708W-M-30N24
8W	661	36°	AFL5708W-M-30N36
8W	600	50°	AFL5708W-M-30N50



W system	lm system	optics	code
10W	704	15°	AFL5710W-M-30N15
10W	751	24°	AFL5710W-M-30N24
10W	814	36°	AFL5710W-M-30N36
10W	723	50°	AFL5710W-M-30N50