

# ACME PINHOLE

## Φ57 Engine

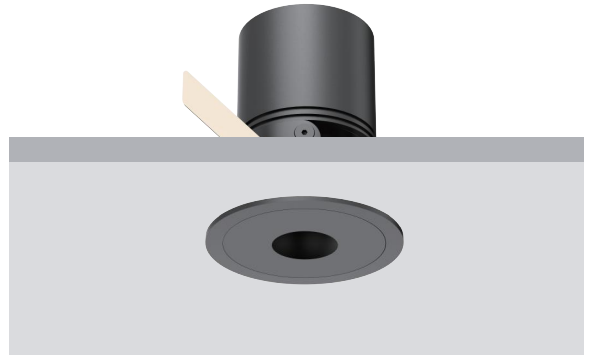
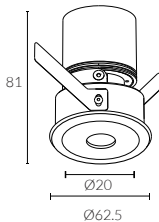
### Mini-Trim Adjustable Downlight



cutout :57mm



Adjustable Optic



bezel | baffle



Black Painted  
9005



White Painted  
9016

<b>IP Rating:</b>	Front IP44, optional IP65
<b>Optics:</b>	15°/24°/36°
<b>UGR:</b>	<10
<b>CRI:</b>	98Ra
<b>Lifetime:</b>	>50,000 hrs (L70 B10)
<b>CCT:</b>	2700K/3000K/3500K/4000K 1800-3000K(Warm Dim), 2700K - 6000K (Tunable White)

<b>Typical Source</b>	
<b>Efficacy (lm/W):</b>	110
<b>Control:</b>	On/off, Mains Dim, 0/1-10V, Dali, Zigbee, Casambi
<b>Binning</b>	2 Step MacAdams
<b>Input:</b>	AC220-240V 50/60Hz
<b>Output:</b>	DC 36V 150mA 6W DC 36V 200mA 8W DC 36V 250mA 10W

**Ambient temp:** -20 °C to 45 °C

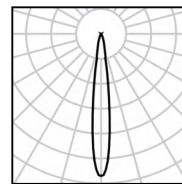
**Class:** II

**Optional accessories:** Honeycomb louvre, Solite Lens, Spread Lens, Colour Filter

**Material:** Fine aluminium 6063A

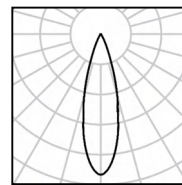
**Ceiling Thickness:** 9mm-28mm

**Certification:** CB/CE/UKCA/GLOBAL MARK/60-MINUNTE FIRE RESISTANCE



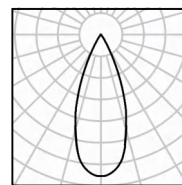
10W Ra98 3000K 15°

h(m)	E(lx)	D(m)
0.5	12989	0.11
1.0	3247	0.22
1.5	1443	0.34
2.0	812	0.45
2.5	520	0.56
3.0	361	0.67




10W Ra98 3000K 24°

h(m)	E(lx)	D(m)
0.5	7428	0.20
1.0	1857	0.40
1.5	825	0.60
2.0	464	0.80
2.5	297	1.00
3.0	206	1.20




10W Ra98 3000K 36°


h(m)	E(lx)	D(m)
0.5	3506	0.29
1.0	877	0.58
1.5	309	0.87
2.0	219	1.15
2.5	140	1.44
3.0	97	1.73



<b>W system</b>	<b>lm system</b>	<b>optics</b>	<b>code</b>
6W	256	15°	AFL5706W-P-30N15
6W	360	24°	AFL5706W-P-30N24
6W	371	36°	AFL5706W-P-30N36



<b>W system</b>	<b>lm system</b>	<b>optics</b>	<b>code</b>
8W	330	15°	AFL5708W-P-30N15
8W	465	24°	AFL5708W-P-30N24
8W	475	36°	AFL5708W-P-30N36



<b>W system</b>	<b>lm system</b>	<b>optics</b>	<b>code</b>
10W	397	15°	AFL5710W-P-30N15
10W	628	24°	AFL5710W-P-30N24
10W	574	36°	AFL5710W-P-30N36