

# ACME SEMI

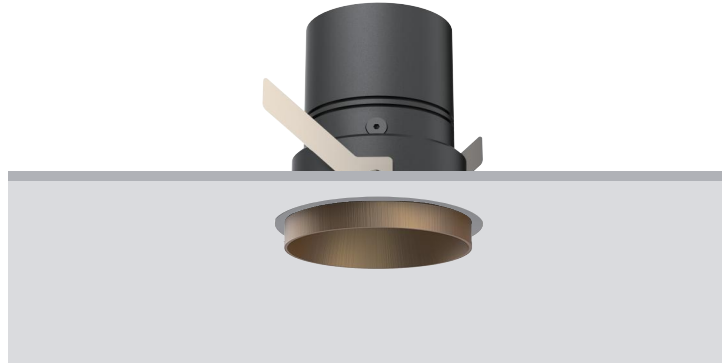
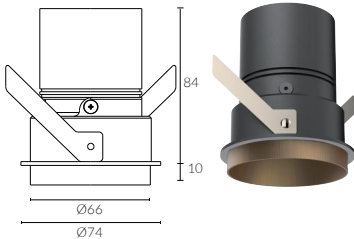
## Φ68 Engine Semi-recessed Adjustable Round Downlight



cutout :68mm



Adjustable Optic



### Standard



Black Painted 9005



White Painted 9016

### Curated Finishes (MOQ 20 applies)



Polished Brass



Black Nickel



Bright Chrome



Dark Brass

- IP Rating:** Front IP44, optional IP65
- Optics:** 15°/24°/36°/50°
- UGR:** <10
- CRI:** 98Ra
- Lifetime:** >50,000 hrs (L70 B10)
- CCT:** 2700K/3000K/3500K/4000K  
1800-3000K(Warm Dim), 2700K - 6000K (Tunable White)

### Typical Source

**Efficacy (lm/W):** 110

**Control:** On/off, Mains Dim, 0/1-10V, DALI, Zigbee, Casambi

**Binning:** 2 Step MacAdams

**Input:** AC220-240V 50/60Hz

**Output:** DC 36V 200mA 8W

DC 36V 250mA 10W

DC 36V 300mA 12W

**Ambient temp:** -20 °C to 45 °C

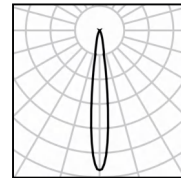
**Class:** II

**Optional accessories:** Honeycomb louvre, Solite Lens, Spread Lens, Colour Filter

**Ceiling Thickness:** 9mm-28mm

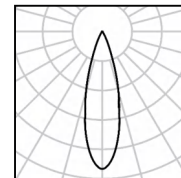
**Material:** Fine aluminium 6063A

**Fire resistance test:** 60 minutes



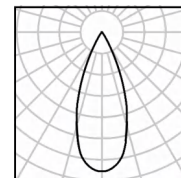
12W Ra98 3000K 15°

h(m)	E(lx)	D(m)
0.5	17841	0.14
1.0	4460	0.27
1.5	1982	0.41
2.0	1115	0.55
2.5	714	0.68
3.0	496	0.82



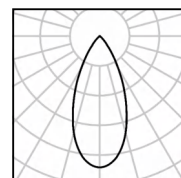
12W Ra98 3000K 24°

h(m)	E(lx)	D(m)
0.5	9544	0.22
1.0	2386	0.44
1.5	1060	0.65
2.0	596	0.87
2.5	382	1.09
3.0	265	1.31



12W Ra98 3000K 36°

h(m)	E(lx)	D(m)
0.5	4724	0.31
1.0	1181	0.62
1.5	525	0.92
2.0	295	1.23
2.5	189	1.54
3.0	131	1.85



12W Ra98 3000K 50°


h(m)	E(lx)	D(m)
0.5	1171	0.47
1.0	428	0.95
1.5	190	1.42
2.0	107	1.90
2.5	68	2.37
3.0	48	2.85



W system	lm system	optics	code
8W	648	15°	AFL6808W-M-30N15
8W	701	24°	AFL6808W-M-30N24
8W	655	36°	AFL6808W-M-30N36
8W	558	50°	AFL6808W-M-30N50



W system	lm system	optics	code
10W	787	15°	AFL6810W-M-30N15
10W	856	24°	AFL6810W-M-30N24
10W	817	36°	AFL6810W-M-30N36
10W	731	50°	AFL6810W-M-30N50



W system	lm system	optics	code
12W	897	15°	AFL6812W-M-30N15
12W	1000	24°	AFL6812W-M-30N24
12W	941	36°	AFL6812W-M-30N36
12W	846	50°	AFL6812W-M-30N50