

# ACME OVAL

## Φ68 Engine

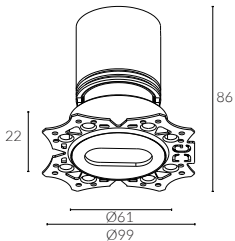
### Trimless Adjustable Downlight



cutout:68mm



Adjustable Optic



baffle



Black Painted  
9005



White Painted  
9016

<b>IP Rating:</b>	Front IP44, optional IP65
<b>Optics:</b>	15°/24°/36°
<b>UGR:</b>	<10
<b>CRI:</b>	98Ra
<b>Lifetime:</b>	>50,000 hrs (L70 B10)
<b>CCT:</b>	2700K/3000K/3500K/4000K 1800-3000K(Warm Dim), 2700K - 6000K (Tunable White)

#### Typical Source

<b>Efficacy (lm/W):</b>	110
<b>Control:</b>	On/off, Mains Dim, 0/1-10V, Dali, Zigbee, Casambi
<b>Binning</b>	2 Step MacAdams
<b>Input:</b>	AC220-240V 50/60Hz
<b>Output:</b>	DC 36V 200mA 8W DC 36V 250mA 10W DC 36V 300mA 12W

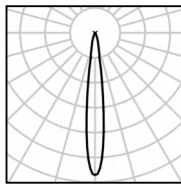
**Ambient temp:** -20 C to 45 C

**Class:** II

**Optional accessories:** Honeycomb louvre, Solite Lense, Spread Lense, Colour Filter

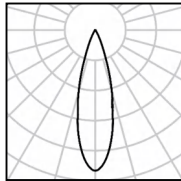
**Material:** Fine aluminium 6063A

**Certification:** CB/CE/UKCA/GLOBAL MARK/60-MINUNTE FIRE RESISTANCE



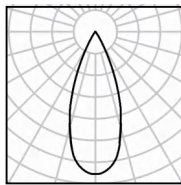
h(m)	E(lx)	D(m)
0.5	14990	0.13
1.0	3748	0.25
1.5	1666	0.38
2.0	937	0.51
2.5	600	0.63
3.0	416	0.76

12W Ra98 3000K 15°




h(m)	E(lx)	D(m)
0.5	8137	0.20
1.0	2034	0.39
1.5	904	0.59
2.0	509	0.78
2.5	325	0.98
3.0	226	1.18

12W Ra98 3000K 24°




h(m)	E(lx)	D(m)
0.5	4956	0.27
1.0	1239	0.54
1.5	551	0.80
2.0	310	1.07
2.5	198	1.34
3.0	138	1.61


12W Ra98 3000K 36°



W system	lm system	optics	code
8W	420	15°	AFL6808W-O-TL-30N15
8W	526	24°	AFL6808W-O-TL-30N24
8W	524	36°	AFL6808W-O-TL-30N36



W system	lm system	optics	code
10W	511	15°	AFL6810W-O-TL-30N15
10W	639	24°	AFL6810W-O-TL-30N24
10W	632	36°	AFL6810W-O-TL-30N36



W system	lm system	optics	code
12W	586	15°	AFL6812W-O-TL-30N15
12W	745	24°	AFL6812W-O-TL-30N24
12W	733	36°	AFL6812W-O-TL-30N36