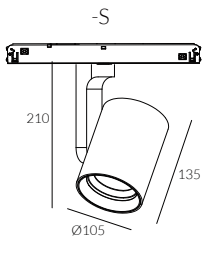


# ACME 110 48V

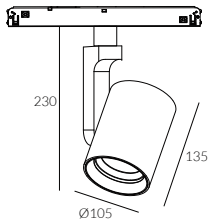
## Φ 105 Adjustable 48V Track Light



Adjustable Optic



minimal track



standard track

Standard



Black Painted 9005

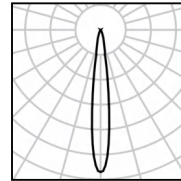


White Painted 9016



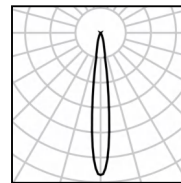
Bespoke

- IP Rating:** IP20
- Optics:** 5°/10°/15°/24°/36°/50°
- UGR:** <10
- CRI:** 92Ra
- Lifetime:** >50,000 hrs (L70 B10)
- CCT:** 2700K/3000K/3500K/4000K/2700K-6000K
- Typical Source Efficacy (lm/W):** 145
- Control:** On/off, 0/1-10V, Dali, Zigbee, Casambi
- Binning:** 2 Step MacAdams
- Input:** 48 VDC
- Output:** DC 36V 300mA 12W  
DC 36V 350mA 15W  
DC 36V 500mA 20W  
DC 36V 600mA 25W  
DC 36V 700mA 30W
- Ambient temp:** -20 C to 45 C
- Class:** III
- Optional accessories:** Honeycomb louvre, Solite Lense, Spread Lense, Colour Filter
- Material:** Fine aluminium 6063A



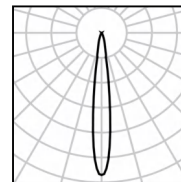
12W Ra92 3000K 5°

h(m)	E(lx)	D(m)
0.5	105802	0.05
1.0	26451	0.10
1.5	11756	0.15
2.0	6613	0.20
2.5	4232	0.24
3.0	2939	0.29



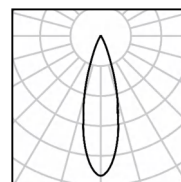
30W Ra92 3000K 10°

h(m)	E(lx)	D(m)
0.5	109093	0.09
1.0	27273	0.18
1.5	12121	0.27
2.0	6818	0.36
2.5	4364	0.45
3.0	3030	0.54



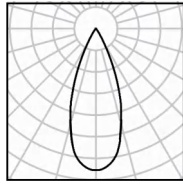
30W Ra92 3000K 15°

h(m)	E(lx)	D(m)
0.5	44999	0.14
1.0	11250	0.28
1.5	5000	0.42
2.0	2812	0.56
2.5	1800	0.69
3.0	1250	0.83



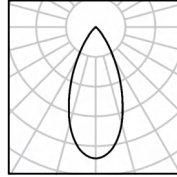
30W Ra92 3000K 24°

h(m)	E(lx)	D(m)
0.5	24386	0.22
1.0	6096	0.44
1.5	2710	0.66
2.0	1524	0.88
2.5	975	1.10
3.0	677	1.32



30W Ra92 3000K 36°

h(m)	E(lx)	D(m)
0.5	12118	0.31
1.0	3029	0.62
1.5	1346	0.92
2.0	757	1.23
2.5	485	1.54
3.0	337	1.85



30W Ra92 3000K 50°

h(m)	E(lx)	D(m)
0.5	7256	0.47
1.0	1814	0.94
1.5	806	1.41
2.0	454	1.88
2.5	290	2.35
3.0	202	2.82



W system	lm system	optics	code
12W	570	5°	M2260012W/110-30N05



W system	lm system	optics	code
15W	842	10°	M2260015W/110-30N10
15W	1609	15°	M2260015W/110-30N15
15W	1587	24°	M2260015W/110-30N24
15W	1665	36°	M2260015W/110-30N36
15W	1476	50°	M2260015W/110-30N50



W system	lm system	optics	code
20W	1105	10°	M2260020W/110-30N10
20W	2006	15°	M2260020W/110-30N15
20W	2012	24°	M2260020W/110-30N24
20W	2106	36°	M2260020W/110-30N36
20W	1850	50°	M2260020W/110-30N50



W system	lm system	optics	code
25W	1476	10°	M2260025W/110-30N10
25W	1476	15°	M2260025W/110-30N15
25W	2378	24°	M2260025W/110-30N24
25W	2440	36°	M2260025W/110-30N36
25W	2185	50°	M2260025W/110-30N50



W system	lm system	optics	code
30W	1721	10°	M2260030W/110-30N10
30W	2723	15°	M2260030W/110-30N15
30W	2751	24°	M2260030W/110-30N24
30W	2746	36°	M2260030W/110-30N36
30W	2484	50°	M2260030W/110-30N50

\*System lumen values shown above are based on 3000K.

As a general guide, 2700K is typically ~5% lower, while 3500K is typically ~5% higher.