

ACME 110

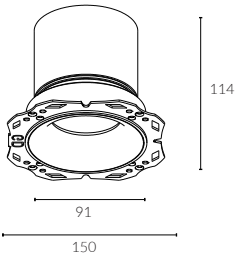
Φ110 Engine Trimless Fixed Round Downlight



cutout:110mm



Fixed Optic



baffle



Black Painted
9005

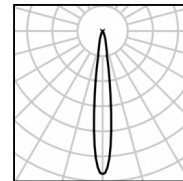


White Painted
9016



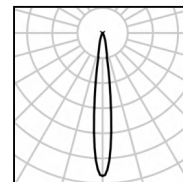
Bespoke

- IP Rating:** IP44
- Optics:** 5°/10°/15°/24°/36°/50°
- UGR:** <10
- CRI:** 92Ra
- Lifetime:** >50,000 hrs (L70 B10)
- CCT:** 2700K/3000K/3500K/4000K/2700K-6000K
- Typical Source Efficacy (lm/W):** 145
- Control:** On/off, Mains Dim, 0/1-10V, Dali, Zigbee, Casambi
- Binning:** 2 Step MacAdams
- Input:** AC220-240V 50/60Hz
- Output:**
 - DC 36V 300mA 12W
 - DC 36V 350mA 15W
 - DC 36V 500mA 20W
 - DC 36V 600mA 25W
 - DC 36V 700mA 30W
- Ambient temp:** -20 °C to 45 °C
- Class:** II
- Optional accessories:** Honeycomb louvre, Solite Lense, Spread Lense, Colour Filter
- Material:** Fine aluminium 6063A



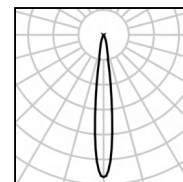
h(m)	E(lx)	D(m)
0.5	105802	0.05
1.0	26451	0.10
1.5	11756	0.15
2.0	6613	0.20
2.5	4232	0.24
3.0	2939	0.29

12W Ra92 3000K 5°



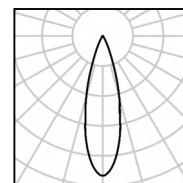
h(m)	E(lx)	D(m)
0.5	109093	0.09
1.0	27273	0.18
1.5	12121	0.27
2.0	6818	0.36
2.5	4364	0.45
3.0	3030	0.54

30W Ra92 3000K 10°



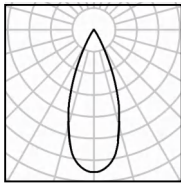
h(m)	E(lx)	D(m)
0.5	44999	0.14
1.0	11250	0.28
1.5	5000	0.42
2.0	2812	0.56
2.5	1800	0.69
3.0	1250	0.83

30W Ra92 3000K 15°



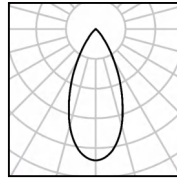
h(m)	E(lx)	D(m)
0.5	24386	0.22
1.0	6096	0.44
1.5	2710	0.66
2.0	1524	0.88
2.5	975	1.10
3.0	677	1.32

30W Ra92 3000K 24°



h(m)	E(lx)	D(m)
0.5	12118	0.31
1.0	3029	0.62
1.5	1346	0.92
2.0	757	1.23
2.5	485	1.54
3.0	337	1.85

30W Ra92 3000K 36°



h(m)	E(lx)	D(m)
0.5	7256	0.47
1.0	1814	0.94
1.5	806	1.41
2.0	454	1.88
2.5	290	2.35
3.0	202	2.82

30W Ra92 3000K 50°



W system	lm system	optics	code
12W	570	5°	MFL10012W/110-TL-30N05



W system	lm system	optics	code
15W	842	10°	MFL10015W/110-TL-30N10
15W	1609	15°	MFL10015W/110-TL-30N15
15W	1587	24°	MFL10015W/110-TL-30N24
15W	1665	36°	MFL10015W/110-TL-30N36
15W	1476	50°	MFL10015W/110-TL-30N50



W system	lm system	optics	code
20W	1105	10°	MFL10020W/110-TL-30N10
20W	2006	15°	MFL10020W/110-TL-30N15
20W	2012	24°	MFL10020W/110-TL-30N24
20W	2106	36°	MFL10020W/110-TL-30N36
20W	1850	50°	MFL10020W/110-TL-30N50



W system	lm system	optics	code
25W	1476	10°	MFL10025W/110-TL-30N10
25W	1476	15°	MFL10025W/110-TL-30N15
25W	2378	24°	MFL10025W/110-TL-30N24
25W	2440	36°	MFL10025W/110-TL-30N36
25W	2185	50°	MFL10025W/110-TL-30N50



W system	lm system	optics	code
30W	1721	10°	MFL10030W/110-TL-30N10
30W	2723	15°	MFL10030W/110-TL-30N15
30W	2751	24°	MFL10030W/110-TL-30N24
30W	2746	36°	MFL10030W/110-TL-30N36
30W	2484	50°	MFL10030W/110-TL-30N50

*System lumen values shown above are based on 3000K.

As a general guide, 2700K is typically ~5% lower, while 3500K is typically ~5% higher.